

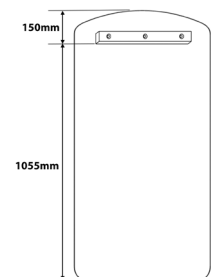
RYNO[®] WALL SHELF → WALL FIXING



These instructions apply only when fixing to a brick wall with no obstructions (e.g. cables, plumbing, etc.). When fixing to any other surface, or with obstructions, please contact your Pineapple representative for further advice

REQUIRED ITEMS

- Wall mounting baton
(only provided with floor fixed version)
- 9 x large wall hardware fixings
- 10 x small wall hardware fixings
- Handheld power drill
- Tools for wall fixing hardware
- Drill bit for wall fixing hardware



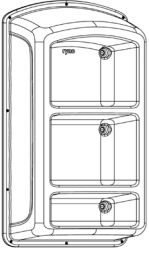
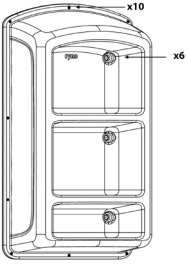


+44 (0)1622 237830

sales@pineapplecontracts.com

Pineapple

RYNO[®] WALL SHELF → WALL FIXING

01	Mark position of baton for correct location of unit		
	Attach baton to wall using suitable load bearing wall fixings	02	
03	Hang wall unit onto baton ensuring it is seated correctly and unit is horizontal		
	Drill through fixing points with a pilot drill and install suitable hardware into the wall	04	

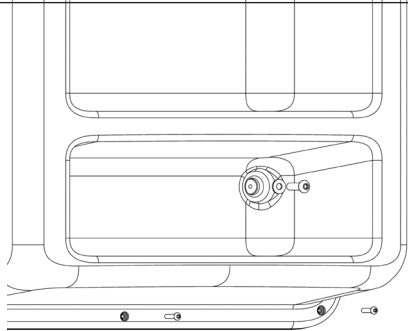


+44 (0)1622 237830

sales@pineapplecontracts.com

Pineapple

RYNO[®] WALL SHELF → WALL FIXING

05	Drill appropriately sized holes through wall unit and secure to wall using appropriate fixing and washers		



+44 (0)1622 237830

sales@pineapplecontracts.com

Pineapple

DISCLAIMER

	<ul style="list-style-type: none">→ Ensure the proper and adequate hardware is used to secure furniture→ Ensure fixings are appropriate for the anchoring material→ Use fixings of an appropriate strength and consider using security fixings in challenging environments→ Consider using high strength thread-locker on fixings in challenging environments→ Ensure all gaps are sealed with the appropriate anti-pick mastic after product installation if necessary→ Please read all instructions carefully to ensure proper installation. Failure to read and follow instructions may result in inadequate product installation and void of warranty→ Pineapple shall not be held liable for any consequences caused by the improper installation of products to the installer or the end user



+44 (0)1622 237830

sales@pineapplecontracts.com

Pineapple